

# Portable Projector PE401H



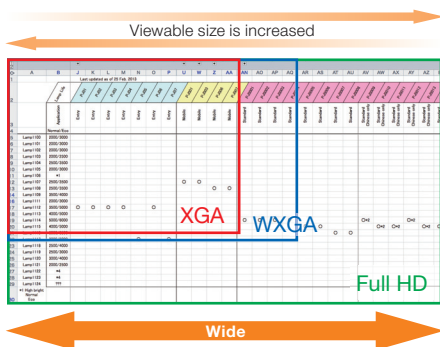
**High performance, cost effective projector offers easy multifunction operation ideal for many applications particularly in business and education**

## High resolution, High brightness

This projector delivers clarity of 1080p DLP® chip and brilliance of 4000 lumens to the classroom, lecture room and conference room, which allows the audience to view data such as spread sheets, video-conferencing and CAD drawing more clearly.

## High resolution of 1920 x 1080 DLP® chip

In the case of using Excel, the entire spread sheet can be projected on the screen then you are free from the care to scroll and adjust the sheet during the presentation.



## 1.7 x zoom for flexibility of the installation.

This projector also supports a 1.7 x zoom to cover a wide throw distance.

## Built in 8 W + 8 W stereo speakers

This projector comes with integral 8 W + 8 W stereo speakers so you do not require external speakers.

## Two HDMI inputs

Two HDMI inputs increase your connection options as the number of HDMI devices is increasing.

## Quick power off, direct power off

This projector can be put away immediately after the projector is powered down. No cool down period is required after the projector is turned off from the remote control or cabinet control panel.

This projector has a feature called "Direct Power Off". This feature allows the projector to be turned off (even when projecting an image) by using the Main Power Switch or disconnecting the AC power supply. To turn off the AC power supply when the projector is powered on, use a power strip equipped with a switch and a breaker.

## Vertical Keystone Correction

With this function, keystone distortion of vertically up to ± 40degrees from the projection angle can be digitally corrected.

## 0.5 W in standby condition with energy saving technology

Selecting [POWER-SAVING] for [STANDBY MODE] from the menu can put the projector in power-saving mode in which it consumes only 0.5 W (typical value).

## Various security functions

- Keyword protection
- Cabinet control panel locks
- Security slot
- Security chain opening



**PE401H**

**4000** ANSI lumens

**Full HD** (1920×1080)

**4.6** kg

**HDMI**®  
HIGH-DEFINITION MULTIMEDIA INTERFACE



# Specifications

		PE401H	
DLP Chip		0.65 inch DLP (Aspect Ratio 16:9)	
Resolution*1		1920 x 1080 pixels	
Lens		Manual Focus / F=2.40 - 3.29, f=23.95 to 40.52 mm, Throw ratio 1.60 to 2.72	
Lamp *2 (Eco mode on / Eco mode off)		248 W / 330 W	
Lamp Life*2 (Eco mode on / Eco mode off)		3300 H / 2500 H	
Image size		23 to 200 inches	
Colour reproduction		10 bit signal processing, 1.07 billion colours	
Light output *3 *4	Eco mode off	4000 ANSI lumens	
	Eco mode on	Approx.75 %	
Contrast ratio (white / black)*4		2000 : 1 with dynamic contrast	
Maximum resolution		1920 x 1080 pixels	
Scan rate	Horizontal	30 kHz to 100 kHz (RGB: 24 kHz or over)	
	Vertical	50 Hz to 120 Hz (HDMI: 50 to 85Hz)	
Keystone correction		-	
		Manual Approx. ±40 degree	
Input terminals	Computer		
	Audio	1 x Mini D-Sub 15 pin	
	Video	1 x Stereo mini Jack	
	Audio	1 x RCA	
		2 x RCA	
	S-Video	1 x Mini Din 4 pin	
HDMI	Audio	2 x RCA (shared with Video Audio)	
		2 x HDMI	
	Audio	HDMI or Computer audio selectable	
Output terminals		1 x Mini D-Sub 15 pin (only Computer Input can be output)	
		1 x Stereo mini Jack	
Wired LAN port		1 x RJ-45 (10BASE-T / 100BASE-TX)	
Wireless LAN port		-	
Control terminals		1 x D-sub 9 pin	
USB port		1 x Type A (for option) , 1 x Type B (for Service)	
Built-in speakers		8 W + 8 W stereo	
Environment	Operational temperatures	5°C-40°C ([ECO MODE]is selected automatically at 35°C to 40°C), 20 % to 80 % Humidity (Non-Condensing)	
	Storage temperatures	-10°C-50°C, 20 % -80 % Humidity (Non-Condensing)	
Power requirement		100 to 240 V AC, 50 Hz / 60 Hz	
Input current		4.3 A to 1.8 A	
Power consumption (100 - 130 V / 200 - 240 V)	Eco mode off	410 W / 388 W	
	Eco mode on	310 W / 295 W	
	Standby mode	Normal	12 W / 12 W
		Power saving	0.5 W / 0.5 W
Calorific value (100 - 130 V / 200 - 240 V)		1558 BTU / 1445 BTU	
Net dimensions (W x H x D)		350 x 105 x 281 mm	
Net weight		4.6 kg	
Packing dimensions (W x H x D)		454 x 192 x 415 mm	
Packing weight		6.6 kg (6.7 kg for G version)	
Accessories		Power cord, Remote control, Batteries, Signal cable, CD-ROM (User's manual), Cable cover, Security Sticker	
Regulations	For United States	UL Approved (UL 60950-1/IEC60825-1/IEC62471), Meets FCC Class B Requirements	
	For Canada	C-UL Approved (CSA 60950-1/IEC60825-1/IEC62471), Meets DOC Canada Class B Requirements	
	For Europe	TÜV GS Approved (EN60950-1/IEC60825-1/IEC62471), Meets EN55022 ClassB, EN55024, EN61000-3-2, EN61000-3-3)	
	For Russia	Gost R Approved (IEC60950-1/IEC60825-1/IEC62471)	
	For Asia / Oceania	CB Approved (IEC60950-1/IEC60825-1/IEC62471), Meets AS/NZS CISPR.22 Class B	
	For Korea	KC Approved (K60950-1), Meets K00022, K00024	
For China	GB4943, Meets GB9254, GB17625.1		

\*1 : Effective pixels are more than 99.99%.

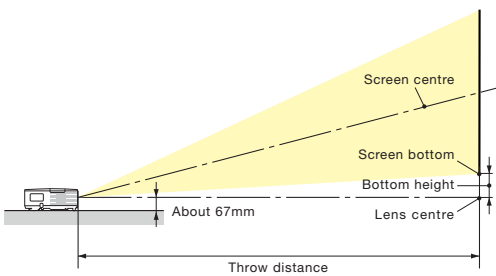
\*2 : Lamp life is defined as the average time span for the brightness of the lamp to be reduced by half, it does not refer to the warranty period for the lamp.

\*3 : This is the light output value (ANSI lumens) when the [PRESET] mode is set to [HIGH-BRIGHT]. If any other mode is selected as the [PRESET] mode, the light output value may drop slightly.

\*4 : Compliance with ISO21118-2005

All specifications are subject to change without notice.

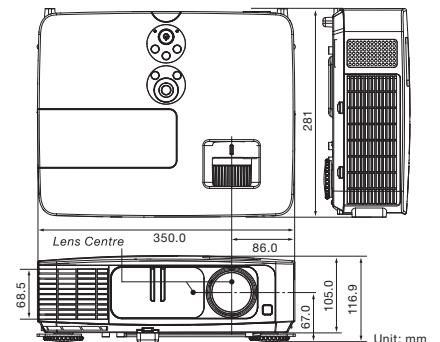
## ● Throw Distance and Screen Size



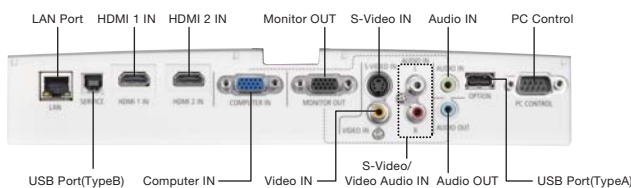
## PE401H (Aspect ratio 16:9)

Screen Size (inch)	Throw Distance (m)		Bottom Height (m)
	Wide	Tele	
23 (0.51 x 0.29)	0.82	1.39	0.05
30 (0.66 x 0.37)	1.06	1.81	0.06
40 (0.89 x 0.50)	1.42	2.41	0.08
60 (1.33 x 0.75)	2.13	3.61	0.12
80 (1.77 x 0.97)	2.83	4.82	0.16
100 (2.22 x 1.25)	3.54	6.02	0.20
120 (2.66 x 1.49)	4.25	7.23	0.24
150 (3.32 x 1.87)	5.31	9.03	0.30
180 (3.99 x 2.24)	6.38	10.84	0.36
200 (4.43 x 2.49)	7.09	12.04	0.40

## ● Cabinet Dimensions



## ● Terminals



## ● Remote control

(included accessory)



## ● Options

Replacement lamp  
NP24LP



- The projector can be unplugged during its cool down period after it is turned off.
- Parts of the projector will become heated during operation.
- Use caution when picking up the projector immediately after it has been operating.
- The projector cabinet is hot.

DLP and the DLP logo are registered trademarks or trademarks of Texas Instruments. HDMI, the HDMI Logo and High-Definition Multimedia Interface are trademarks or registered trademarks of HDMI Licensing LLC. Virtual Remote Tool uses WinI2C/DDC library, © Nicomsoft Ltd. Crestron and Crestron RoomView are trademarks or registered trademarks of Crestron Electronics, Inc. All other trademarks are the property of their respective owners. The images in this brochure are samples.